

Installing UTU Swiss on Windows 8.1

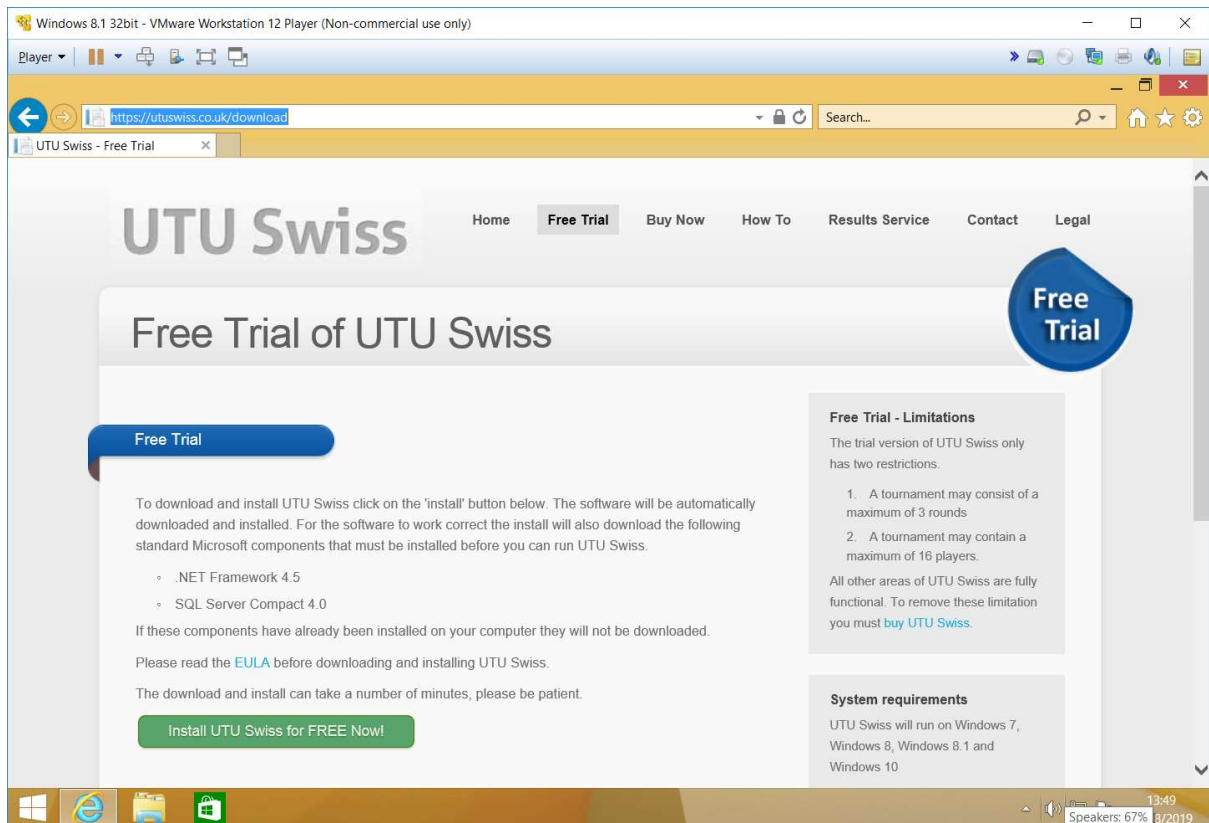
Background

This is a guide to installing UTU Swiss on Windows 8.1 using the Microsoft Edge browser. UTU Swiss software is aimed at a niche market e.g. Chess organisers and controllers, so it is not installed frequently. Microsoft is very cautious and flags software which isn't installed frequently as a potential security issue, so asks additional questions each time the software is installed and the first time it is run.

This software is safe. It virus checked each time a new update is release and all development machines have full virus protection software installed.

Install

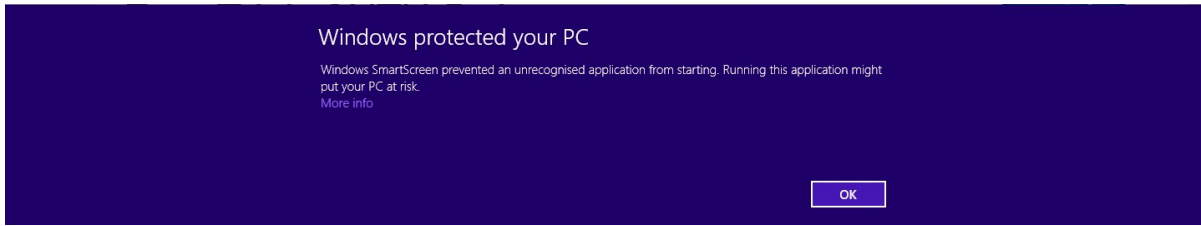
To install UTU swiss go to <https://utuswiss.co.uk/download>



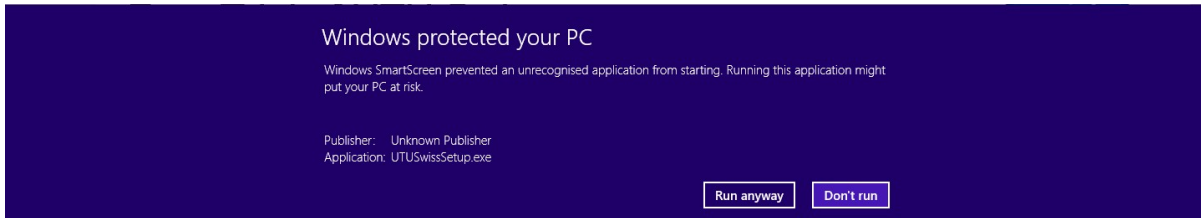
Click on the "Install UTU Swiss for FREE Now!" button to download the software. On Microsoft's "Edge" browser, it will ask run or save UTUSwissSetup.exe



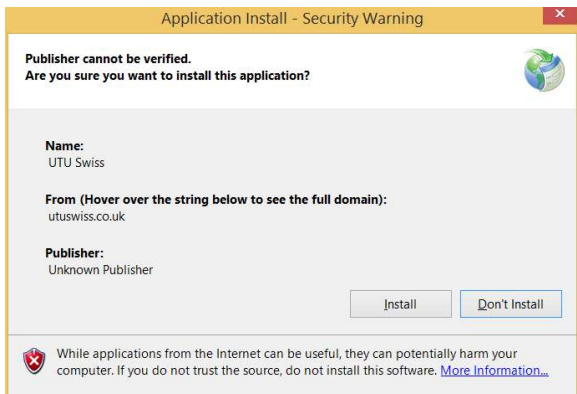
Click on Run to download and run the install program. Once UTUSwissSetup.exe has been downloaded, you will be asked if you want to run UTUSwissSetup.exe as it is an unrecognised software. (this is because it is not installed on many machines).



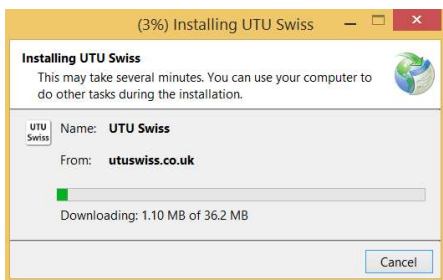
Click on “More Info” and a button will appear which says “Run anyway”.



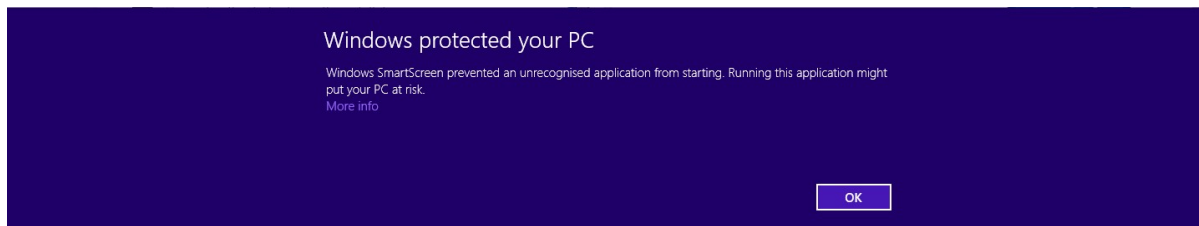
Click on this button and the software will install on your machine. Initially the install starts to run in the background as nothing appears on your screen except the hourglass, showing Windows is busy. Then an application install security warning is displayed.



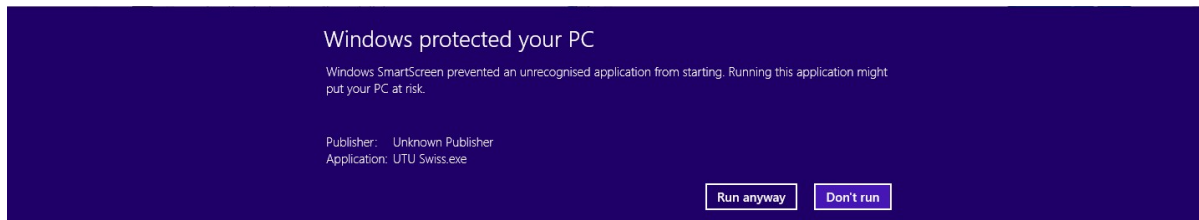
Click on the “Install” button to install the software on your machine. AN install dialogue will be displayed while the software is installing.



Once it has been installed, another warning is displayed, as “UTU Swiss.exe” is an unrecognised program.



Again, click on “More Info” link, to display the “Run Anyway” button



Click on “Run Anyway” button and UTU Swiss will start.

As part of the install process a UTU Swiss icon will be created on your Desktop as well as on the Start Menu.

Getting Started

See the Databases help document for information about using the UTU Demo database or creating a new database.